







## Safety Checklist



-  Check tire pressure regularly.
-  Inspect tires for uneven wear patterns on the tread, cracks, foreign objects, or other signs of wear or trauma.
-  Make sure your tire valves have valve caps.
-  Check tire pressure before going on a long trip.
-  Do not overload your vehicle.
-  Slow down if you have to go over a pothole or other object in the road.
-  Do not run over curbs, and try not to strike the curb when parking.

*To get the most value from your tires you must maintain proper air pressure on a regular basis. This means that you must check air pressure regularly with an air gauge. Properly maintained tires will deliver more mileage, lower your fuel costs and you will have less downtime, which translates to more money in your pocket whether you are a driver or an owner! So remember, the next time you're tempted to pick up the thumper, reach for the gauge instead.*



*The electronic tire gauge PNEUTRONIC is the easiest way to properly check your tire pressure.*